


STEP 1: REGISTRATION

- a. Create an account and/or login at [www.iaar.pecb.com](http://www.iaar.pecb.com)
- b. Click the **Enroll Now** button and use the coupon code provided to waive the registration fee;


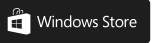



STEP 2: ACCESSING COURSE MATERIALS

- c. After the enrollment, the course slides will load automatically for you to start studying;
- d. The **PECB-IAAR ISO/IEC 27001 Transition** course materials can also be accessed using our application KATE.



Knowledge management Application for Training and Education

DOWNLOAD KATE FOR:

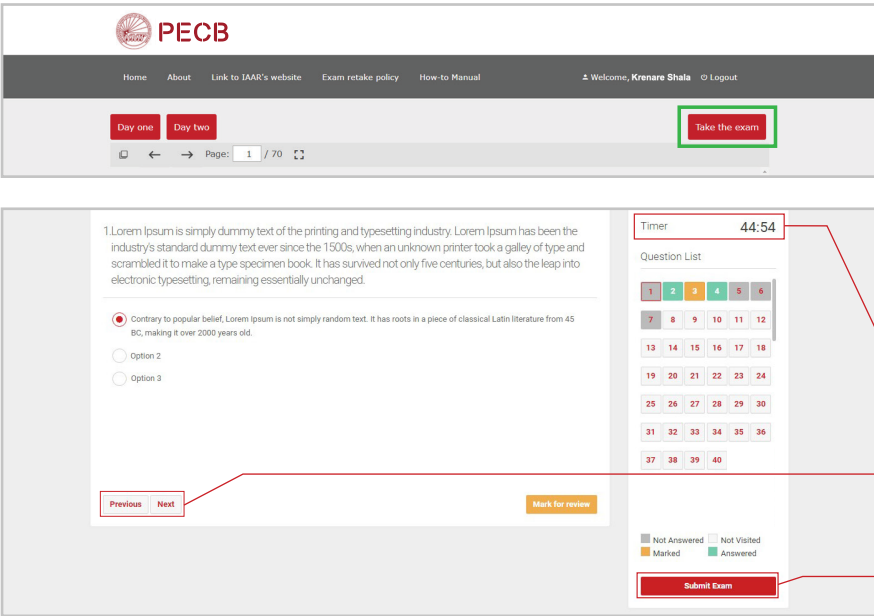


NEED HELP?

[View the KATE User Manual for all versions](#) | [Policies, Terms and Conditions of KATE](#)

STEP 3: ONLINE EXAMINATION

- e. After going through the slides, click the **"Take the exam"** button to take the **PECB-IAAR ISO/IEC 27001 Transition** online exam;



EXAM DETAILS

- **Exam Type:** Multiple Choice;
- **Passing Score:** 70%;
- **Duration:** 60 minutes;
- **Retake:** One free retake attempt

Exam Interface:

- Orange** Question marked for review;
- Green** Question answered;
- Red** Question not answered;
- Grey** Question not visited;

- If the exam duration is passed, the exam will be submitted automatically.
- Navigate through questions using the Previous & Next buttons, the buttons also serve the purpose of saving the answer.
- To submit the exam, click the **"Submit Exam"** button.

STEP 4: PECB-IAAR ISO/IEC 27001 TRANSITION CERTIFICATE

- f. After passing the exam, click the **Download Certificate** button to obtain your **PECB-IAAR ISO/IEC 27001 Transition** Certificate. Additionally, after submitting the exam, an email will be sent to you providing the exam results, and instructions on how to download your Certificate. If the exam results are not positive, the email will contain instruction on how to reschedule your retake instead.

